



SAF-HOLLAND Group

MECHANICAL SUSPENSION KITS

EASY TO ORDER
MECHANICAL
SUSPENSION KITS



MECHANICAL SUSPENSIONS MADE AVAILABLE IN CONVENIENT, EASY TO INSTALL KIT FORMATS

SINGLE AXLE SUSPENSION KITS 25,000 lbs. (11,340 kg) Capacity

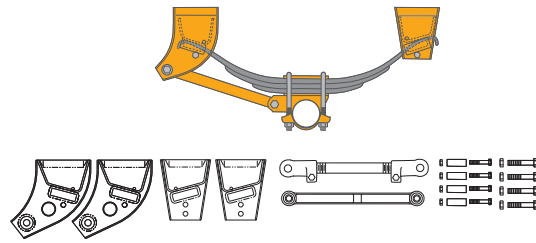
STRADDLE MOUNT
SPK0060



UNDER MOUNT
SPK0064



FLANGE MOUNT
SPK0068



KIT CONTENTS

2 front hangers SP0100, 2 rear hangers SP0120, 1 adj. torque arm SP0123, 1 rigid torque arm SP0143, 4 rebound bolts XB-SP0050-71, 4 rebound bolt spacers XB-SP0145, 4 rebound bolt nuts XB-SP0012-10, 4 torque arm bolts XB-SP0050-75, 4 torque arm bolt nuts XB-SP0012-36

TANDEM AXLE SUSPENSION KITS 50,000 lbs. (22,680 kg) Capacity

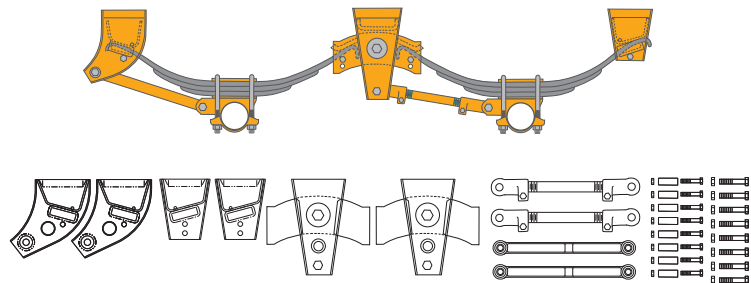
STRADDLE MOUNT
SPK0061



UNDER MOUNT
SPK0065



FLANGE MOUNT
SPK0069



KIT CONTENTS

2 front hangers SP0100, 2 rear hangers SP0120, 2 equalizer hangers SP0119, 2 adj. torque arms SP0123, 2 fixed torque arms SP0143, 8 rebound bolts XB-SP0050-71, 8 rebound bolt spacers XB-SP0145, 8 rebound bolt nuts XB-SP0012-10, 8 torque arm bolts XB-SP0050-75, 8 torque arm bolt nuts XB-SP0012-36

TRAILER APPLICATIONS

- Platform
- Container Chassis
- Dump
- Tanker
- Rear Dump
- Gravel
- Livestock
- Grain



EASY-TO-ORDER SUSPENSION AND AXLE CONNECTION PARTS KITS.

TRI-AXLE SUSPENSION KITS

75,000 lbs. (34,020 kg) Capacity

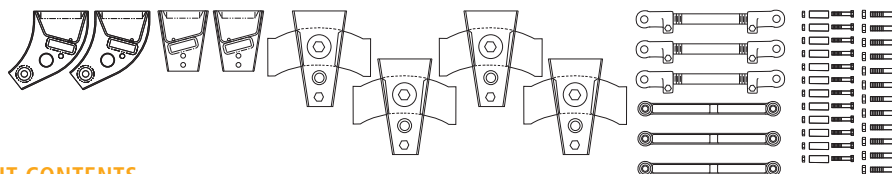
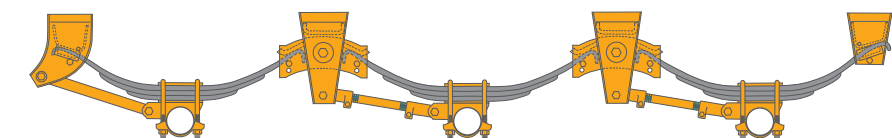
STRADDLE MOUNT
SPK0062



UNDER MOUNT
SPK0066



FLANGE MOUNT
SPK0070



KIT CONTENTS

2 front hangers SP0100, 2 rear hangers SP0120, 4 equilizer hangers SP0119, 3 adj. torque arms SP0123, 3 fixed torque arms SP0143, 12 rebound bolts XB-SP0050-71, 12 rebound bolt spacers XB-SP0145, 12 rebound bolt nuts XB-SP0012-10, 12 torque arm bolts XB-SP0050-75, 12 torque arm bolt nuts XB-SP0012-36

SPREAD AXLE SUSPENSION KITS

50,000 lbs. (22,680 kg) Capacity

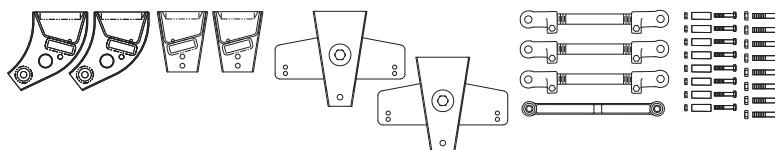
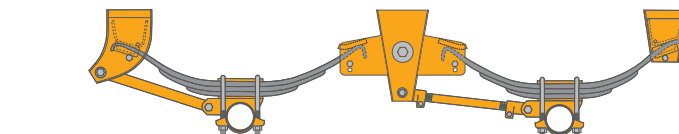
STRADDLE MOUNT
SPK0063



UNDER MOUNT
SPK0067



FLANGE MOUNT
SPK0071



KIT CONTENTS

2 front hangers SP0100, 2 rear hangers SP0120, 2 equilizer hangers SP0345, 3 adj. torque arms SP0123, 1 fixed torque arm SP0143, 8 rebound bolts XB-SP0050-71, 8 rebound bolt spacers XB-SP0145, 8 rebound bolt nuts XB-SP0012-10, 8 torque arm bolts XB-SP0050-75, 8 torque arm bolt nuts XB-SP0012-36

LEAF SPRING SELECTION

SPRING TYPE	SINGLE LEAF	TWO LEAF	THREE LEAF	THREE LEAF HD
LOW ARCH	SP0363	SP0326	SP0356	SP0365-01
MEDIUM ARCH	—	SP0325	SP0355	—
HIGH ARCH	SP0360	SP0324	SP0354	SP0365

CAPACITY RATING 22,400 LBS. WITH 1, 2 OR 3 LEAF SPRINGS AND 24,000 LBS. WITH 3 HEAVY DUTY LEAF SPRINGS

GENERAL INFORMATION

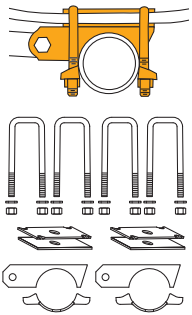
Installation instructions, ride height calculations, welding instructions, torque specifications, and hanger placement can be found in publication XL-MS175 on the SAF-HOLLAND website www.safholland.us. Warranty is 5 years parts and labor. Duralite suspensions by design require a minimum amount of maintenance, however, suspensions in "over the road" operations require periodic checks to be certain of continued trouble-free performance. We recommend, after an initial loaded run-in period of at least 1,000 miles, that you recheck the trailer axle alignment and retorquing all fasteners, including U-bolts. Routine visual inspection and appropriate maintenance of suspension is required every six months or 25,000 miles, whichever comes first. This includes inspecting and retorquing all fasteners and U-bolts as required.

Axle Connection Kit information provided on back page.

AXLE CONNECTION KITS

MOUNTING HEIGHT SPRING SEAT SELECTION

IMPORTANT: It is the installer's responsibility to select the correct mounting height. There should be at least 4½" of vertical tire clearance with an unloaded vehicle. In addition, clearance must be provided at the side, front, and rear of the tires to prevent tire contact during suspension movement. The mounting heights, shown below, are nominal values and may vary due to variations in the leaf springs and other components.

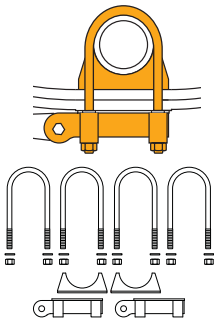


ROUND AXLE OVER SLUNG AXLE CONNECTION KITS

SPRING SEAT HEIGHT AND U-BOLT KIT (One kit required per axle)

SPRING SEAT HEIGHT		¾"	1¼"	1¾"	2¼"	2¾"	3¼"	3¾"
LEAF SPRINGS	1 & 2	SPK0080	SPK0081	SPK0082	SPK0083	SPK0084	SPK0085	SPK0086
	3 & 3HD	SPK0031	SPK0032	SPK0033	SPK0034	SPK0035	SPK0036	SPK0037
LOW ARCH	RIDE HEIGHT	13¼"	13¼"	14¼"	14¾"	15¼"	15¾"	16¼"
MEDIUM ARCH	RIDE HEIGHT	14"	14½"	15"	15½"	16"	16½"	17"
HIGH ARCH	RIDE HEIGHT	15½"	16"	16½"	17"	17½"	18"	18½"

IMPORTANT: Mounting heights should not exceed 17½" for best performance. Mounting height should provide a minimum of 4½" of tire clearance with an empty vehicle. This table applies to under mount or flange mount hangers on a multi-axle suspension. For single axle suspensions, subtract ½" from the above heights. For straddle mount hangers, subtract ½" from above heights.

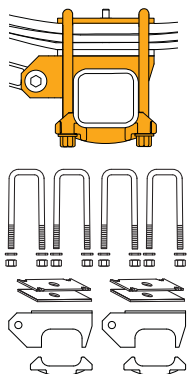


ROUND AXLE UNDER SLUNG AXLE CONNECTION KITS

SPRING SEAT HEIGHT AND U-BOLT KIT (One kit required per axle)

SPRING SEAT HEIGHT		¾"	1¼"	1¾"	2¼"
LEAF SPRINGS	2, 3 & 3HD	SPK0045	SPK0046	SPK0047	SPK0048
LOW ARCH	RIDE HEIGHT	4½"	–	–	–
MEDIUM ARCH	RIDE HEIGHT	5½"	5"	4½"	–
HIGH ARCH	RIDE HEIGHT	7"	6½"	6"	5½"

IMPORTANT: Mounting heights less than 4½" are not suggested due to lack of clearance between the axle and trailer frame. Mounting height should provide a minimum of 4½" of tire clearance with an empty vehicle. Sufficient clearance should be provided for axle movement. This table applies to under mount or flange mount hangers with a multi-axle suspension. For single axle suspensions, subtract ½" from the above heights. For straddle mount hangers, subtract ½" from the above heights.



SQUARE AXLE OVER SLUNG AXLE CONNECTION KITS

SPRING SEAT HEIGHT AND U-BOLT KIT (One kit required per axle)

SPRING SEAT HEIGHT		1¼"	1¾"	2¼"	2¾"
LEAF SPRINGS	1 & 2	SPK0076	SPK0077	SPK0078	SPK0079
	3 & 3HD	SPK0072	SPK0073	SPK0074	SPK0075
LOW ARCH	RIDE HEIGHT	14¼"	14¾"	15¼"	15¾"
MEDIUM ARCH	RIDE HEIGHT	15"	15½"	16"	16½"
HIGH ARCH	RIDE HEIGHT	16½"	17"	17½"	18"

SAF-HOLLAND USA, Inc.
888.396.6501 Fax 800.356.3929

SAF-HOLLAND Canada Limited
519.537.3494 Fax 800.565.7753
Western Canada 604.574.7491 Fax 604.574.0244