


**Suspensions
Landing Gear
FW – ELI-te
Tire Pilot Plus**

Air Ride Trailer Suspensions

- SAF-HOLLAND is a pioneer in the trailer air ride market.
- First offered in the 1960's, our Neway branded products became the first commercial successful air-ride suspensions for trailers.
- SAF-HOLLAND continues to lead this segment with innovations centered around maximizing fleet safety and efficiency.



Introducing the Next Generation SAF-HOLLAND Air Suspensions

- We are proud to continue this legacy with our newest air suspension product line.

*AeroBeam*TM

A red graphic element consisting of a solid red circle on the left, followed by a white semi-circular shape that transitions into a red, elongated, tapered arrow-like shape pointing to the right.

CBX40 AeroBeam™

- **Lighter**

- Lightest Weight Air Ride Suspension... Period
- Base Weight = 1267lbs.¹
- 85 lbs. Lighter than outgoing CBX40 model
- 27 lbs. lighter than closest competitor

CBX40 AeroBeam™



¹ Weight includes slider, suspension, taper spindle axles with 16.5-inch x 7.0-inch foundation brakes for a 48-inch wide slider box.

CBX40 AeroBeam™

- Stronger

- 80ksi Steel Main Frame with (4) Full Height Cross-Members
- 5.75" Diameter x 9mm Thick Friction Welded Axles. 12% Thicker than competitive models improves inside tire life.
- Heat Treated Cast Alloy Steel Trailing Arms

CBX40 AeroBeam™



CBX40 AeroBeam™

- **Rust Preventative**
 - Black Armour coating provides hot dip galvanized level protection without the added weight/cost of HDG.
 - Chemically bonds with metal to form a protective layer impervious to water and caustic anti-icing chemicals.
 - 85 lb. weight savings reduces GHG by 1,250 lbs. over 10 years²

CBX40 AeroBeam™




² Per EPA SmartWay®, *Weight Reduction – A Glance at Clean Freight Strategies*, EPA420F09-043; www.epa.gov/smartway

CBX40 AeroBeam™

- **Serviceable**

- Patented SwingAlign system makes maintaining axle adjustment fast and convenient.
- Industry standard service components: air springs, shocks, HCV's, and actuators reduces maintenance costs and downtime.

CBX40 AeroBeam™



CBX40 AeroBeam™

■ Customizable

- Long list of options to suit any application, including:
- Manual or Air Assisted Slide Pin Release
- Dockwalk Solution
- Auto Sensing Lift Axles
- Disc or Drum Brakes
- Parallel or Taper Spindles
- Conventional or Extended Warranty Wheel Ends

CBX40
AeroBeam™



CBX40 AeroBeam™

- **P89 Series Air Disc Brakes**
 - **New P89**
 - 5 Year Warranty
 - Leading the conversion of the trailer market to ADB's
 - **P89 Plus**
 - 7 Year Warranty
 - Maintenance Free Bearing System
 - Premium Package

CBX40
AeroBeam™



P89 Series Air Disc Brakes

PROVEN
DESIGN
QUALITY
WITH
GENUINE
VALUE



All the Benefits You Expect From the World's Leading Trailer Axle Disc Brake Supplier, at a Price Point That Makes Sense for Commercial Fleets of All Sizes.

Featuring

- Heavy-Duty Vented Rotor
- Parallel Spindle
- SAF Caliper
- 5-Year Warranty
- Premium Matched Set Bearings

PREMIUM
PERFORMANCE
MAINTENANCE
FREE
DESIGN



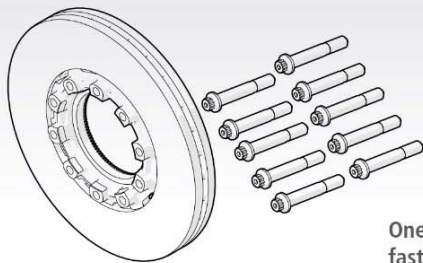
Featuring the Legendary INTEGRAL® Rotor/Hub and Premium Sealed Bearings for Reduced Maintenance.

Featuring

- INTEGRAL® Rotor
- Long-Life Sealed Bearings
- Premium Brake Chambers
- SAF Caliper
- Robust Parallel Spindle
- Premium Spindle Nuts
- 7-Year Warranty

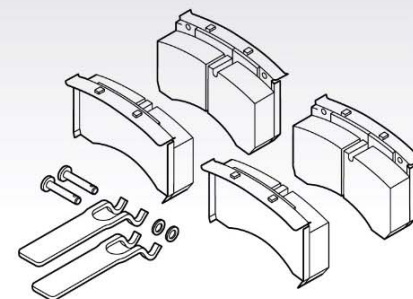
P89 Series Air Disc Brake Service Parts

**P89 Plus
Brake Rotor Replacement**
Part No. 51830036



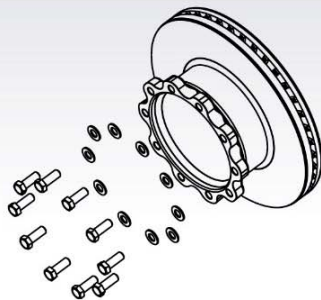
One rotor and fasteners only

**P89 Plus & New P89
Brake Lining Kit**
Part No. 03057000600



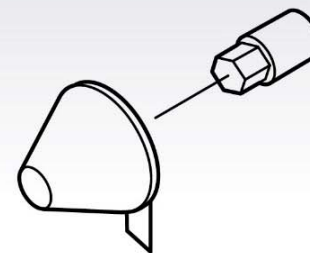
Complete kit for one axle

**New P89
Brake Rotor Replacement Kit**
Part No. 51830049



One rotor and fasteners only

**P89 Plus & New P89
Adjuster Cap & Shear Adaptor**
Part No. 03434381600



For one caliper

Note: For service parts for P89 INTEGRAL model, see parts manual XL-AM20009PM.

P89 Series Air Disc Brake Replacement Parts

Replacement	Description	Disc Brake Model	Qty Per Axle
Brake Pad			
03057000600	Brake Pad Set	Both	1
Rotor			
51830049	Rotor Replacement Kit w/ Hardware	New P89	2
51830036	Rotor Replacement Kit w/ Hardware	P89 Plus	2
Brake Chamber			
04454115860	Brake Chamber 16/24 w/o Tubes	Varies*	2
04454155760	Brake Chamber 18/24 w/o Tubes	Varies*	2
04454109864	Brake Chamber 16/24 w/ Tubes	Varies*	2
04454109964	Brake Chamber 18/24 w/ Tubes	Varies*	2
2017300000220	Brake Chamber 18/24 w/ Flexible Tubes	Varies*	2
48100545	Flexible Tube Kit*	Varies*	2
Caliper			
51830052	Caliper Kit – LH (Includes Pads and Hardware)	Both	2
51830053	Caliper Kit – RH (Includes Pads and Hardware)	Both	2
03434366000	Caliper Bolt Kit	Both	2
03434381600	Adj. Cap / Shear Adapter	Both	2
Hub			
2073300000710	Hub Assembly – P Spindle / Short Stud	New P89	2
2073300000720	Hub Assembly – P Spindle / Long Stud	New P89	2
51830051	Hub Repair Kit – P Spindle	New P89	2
04200102300Z	Bearing Cone – P Spindle	New P89	4
01092003100Z	Seal – Hub / P Spindle	New P89	2
2073190000120	Hub Assembly – Short Stud	P89 Plus	2
2073190000130	Hub Assembly – Long Stud	P89 Plus	2
51830038	Hub Repair Kit	P89 Plus	2
2024100000120	Seal – Hub	P89 Plus	2
Option: P89 Plus FAG Bearing to Conventional Bearing Conversion			
2073190000090	Hub Assembly – Short Studs	P89 Plus	2
2073190000100	Hub Assembly – Long Studs	P89 Plus	2
Option: P89 Plus FAG Bearing to Conventional Bearing Conversion			
2073190000090	Hub Assembly – Short Studs	P89 Plus	2
2073190000100	Hub Assembly – Long Studs	P89 Plus	2
ABS Sensor			
1022300000020	ABS Sensor Kit	Both	2
Dust Shield			
1022300000040	Dust Shield Kit	Both	2
Wheel Bolt			
51830046	Wheel Bolt Kit – Short P Spindle**	New P89	20
51830047	Wheel Bolt Kit – Long P Spindle**	New P89	20
2072100000081	Wheel Stud – Short P Spindle	New P89	20
2072100000090	Wheel Stud – Long P Spindle	New P89	20
2074200000190	Wheel Bolt Kit – Long**	P89 Plus	20
2074200000180	Wheel Bolt Kit – Short**	P89 Plus	20
2072100000030	Wheel Stud – Long	P89 Plus	20
2072100000020	Wheel Stud – Short	P89 Plus	20
04247301201	Wheel Nut	Both	20
Notes *Dependent on model and revision, brake chamber may change. Please contact SAF-HOLLAND. **Includes (1) Wheel Nut and (1) Wheel Stud.			

CBX Air Suspensions – Fixed Frame Models

CBX23		PART NUMBER	AXLE TRACK	RIDE HEIGHT	BRAKE TYPE	SHOCK ABSORBER	SHOCK STRAP	AIR SPRING*
 <p>23,000 lbs. Capacity Weld-On Frame Brackets Parallel Spindles</p>	S16EQ0054-9553	71.5"	14"	Disc P89 Plus	90045381	90549930	90557397	
	S16EQ0055-9553	71.5"	15"		90045608	90549932	90557398	
	S16EQ0056-9553	71.5"	16"		90045299	90549929	90557399	
	S16EQ0057-9553	71.5"	17"		90045299	90549929	90557399	
	S16GB0054-8019	71.5"	14"	Disc P89 New	90045381	90549930	90557397	
	S16GB0055-8019	71.5"	15"		90045608	90549932	90557398	
	S16GB0056-8019	71.5"	16"		90045299	90549929	90557399	
	S16GB0057-8019	71.5"	17"		90045299	90549929	90557399	

CBX25		PART NUMBER	AXLE TRACK	RIDE HEIGHT	BRAKE TYPE	SHOCK ABSORBER	SHOCK STRAP	AIR SPRING*
 <p>25,000 lbs. Capacity Weld-On Frame Brackets Parallel Spindles</p>	S40EJ0059-9553	71.5"	14"	Disc P89 Plus	90045381	90549930	90557400	
	S40EJ0060-9553	71.5"	15"		90045608	90549932	90557401	
	S40EJ0061-9553	71.5"	16"		90044162	90549920	90557402	
	S40EJ0062-9553	71.5"	17"		90045299	90549929	90557402	
	S40FT0059-8019	71.5"	14"	Disc P89 New	90045381	90549930	90557400	
	S40FT0060-8019	71.5"	15"		90045608	90549932	90557401	
	S40FT0061-8019	71.5"	16"		90045299	90549920	90557402	
	S40FT0062-8019	71.5"	17"		90045299	90549929	90557402	

CBX23u		PART NUMBER	AXLE TRACK	RIDE HEIGHT	BRAKE TYPE	SHOCK ABSORBER	SHOCK STRAP	AIR SPRING*
 <p>23,000 lbs. Capacity Weld-On Frame Brackets Parallel Spindles</p>	S04ER0031-9553	71.5"	6"	Disc P89 Plus	90044868	90549925	90557403	
	S04ER0033-9553	71.5"	8"		90045608	90549932	90557377	
	S04ER0035-9553	71.5"	10"		90045040	90549926	90557377	
	S04ER0036-9553	71.5"	12"		90045666	90549934	90557377	
	Contact Customer Service for part number information 800-876-3929	71.5"	6"	Disc P89 New	90044868	90549925	90557403	
		71.5"	8"		90045608	90549932	90557377	
		71.5"	10"		90045040	90549926	90557377	
		71.5"	12"		90045666	90549934	90557377	


CBX25u		PART NUMBER	AXLE TRACK	RIDE HEIGHT	BRAKE TYPE	SHOCK ABSORBER	SHOCK STRAP	AIR SPRING*
 <p>25,000 lbs. Capacity Weld-On Frame Brackets Parallel Spindles</p>	S08EL0034-9553	71.5"	6"	Disc P89 Plus	90044868	90549925	90549925	
	S08EL0036-9553	71.5"	8"		90045381	90549930	90557404	
	S08EL0038-9553	71.5"	10"		90044162	90549920	90549920	
	S08EL0039-9553	71.5"	12"		90045040	90549926	90549926	
	Contact Customer Service for part number information 800-876-3929	71.5"	6"	Disc P89 New	90044868	90549925	90557404	
		71.5"	8"		90045381	90549930	90557404	
		71.5"	10"		90044162	90549920	90557377	
		71.5"	12"		90045040	90549926	90557377	

CBX25/30		PART NUMBER	AXLE TRACK	RIDE HEIGHT	BRAKE TYPE	SHOCK ABSORBER	SHOCK STRAP	AIR SPRING*
 <p>30,000 lbs.* Capacity Weld-On with Wing Frame Brackets Parallel Spindles</p>	S42EJ0097-9553	71.5"	14"	Disc P89 Plus	90044868	90549925	90557410	
	S42EJ0099-9553	71.5"	16"		90044162	90549920	90557409	
	S42EJ0101-9553	71.5"	18"		90045040	90549926	90557409	
	S42EJ0102-9553	71.5"	19"		90045053	90550221	90557409	
	S42GF0097-8019	71.5"	14"	Disc P89 New	90044868	90549925	90557410	
	S42GF0099-8019	71.5"	16"		90044162	90549920	90557409	
	S42GF0101-8019	71.5"	18"		90045040	90549926	90557409	
	S42GF0102-8019	71.5"	19"		90045053	90550221	90557409	

* The CBX25/30 is rated for 30,000 lbs. of load carrying at creep speed. Creep speed is defined as 5 mph or less.

CBX PosiLift™ (Lift Axle Unit)

For Use on CBX23, CBX25 & CBX40



Lift Axle Control Valves

Electric Air Control Valve
Part No. 50860011

Manual Air Control Valve
Part No. 50860009

Bolt-On PosiLift™ Kit*

Part No. 44100160 SRK-0055

Complete kit for one axle. Includes air springs.
* Not available for disc brakes on CBX25 338 and CBX25/30 245 suspensions.

PosiLift™ Bracket Replacement Kit

Part No. 48100496 SRK-630

Does not include air spring.
One side of axle only.

PosiLift™ Lift Air Spring

Part No. 48100497 SRK-631

Includes one air spring and fasteners.

PosiLift™ Guide Arm and Bearing Block

Part No. 48100498 SRK-632

Includes air spring.
One side of axle only.

SAF ULX40 Series

- The lightest weight slider suspension system for dry van and reefer applications – featuring SAF composite spring technology.



SAF ZF40

- Chassis suspension slider for use on container and other I-Beam trailers.



Landing Gear – Atlas Enhancements 2019



Important Info – July 2019

ATLAS™ Series Landing Gear Product Enhancements

Effective: January, 2020

Making one of the best model landing gear series even better!

SAF-HOLLAND® listened to the voice of the customer and enhanced the ATLAS™ Series in multiple areas with design updates and new key components to maximize uptime and deliver longer performance life.

These enhancements are designed to minimize oil/grease leakage at key points, contribute to improved shifting and ease of cranking, as well as greatly reducing noise associated with the cranking operation.

The updates include the following:

- 1 Updated Gear Box and Gear Drive Train Design
- 2 Rubber Gearbox Gasket to reduce grease/oil leaks
- 3 HOLLAND® True Lube™ Grease - formulated specifically to not prematurely harden or to leak
- 4 New Jackshaft Bushings to reduce leaking
- 5 New Shift-Lock Bushing for improved shifting and shaft support
- 6 Double Lip Shaft Seals instead of Single Lip Shaft Seals to reduce leaking
- 7 3/8" Thick Top Cap Gasket with taller Cover Cap to reduce leaks and water ingestion

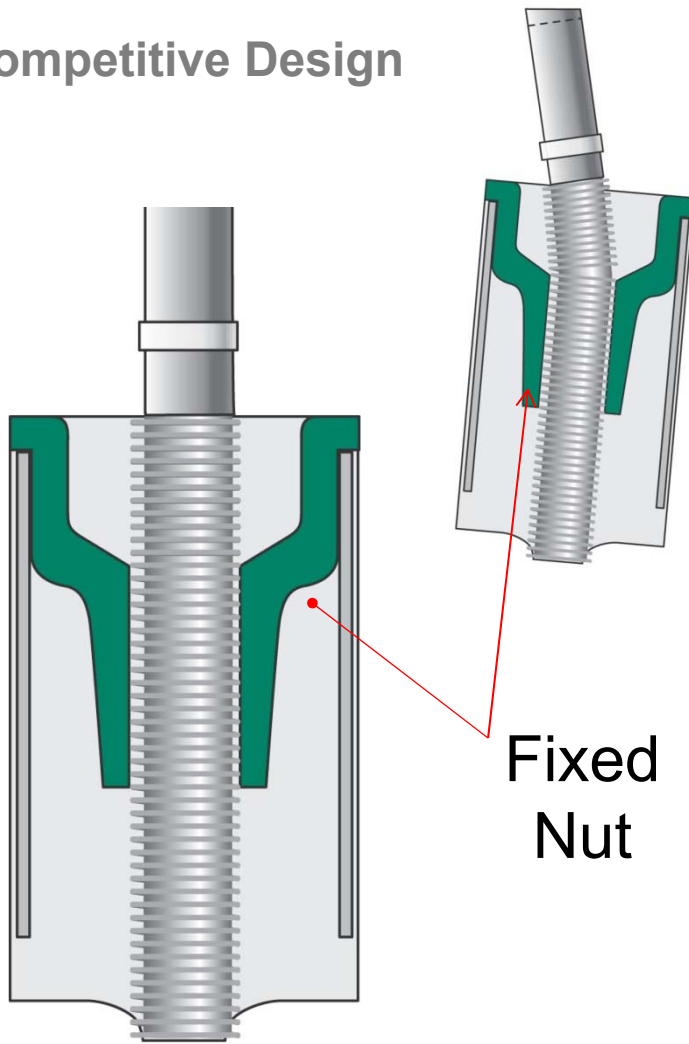


- 1 Updated Gear Box and Gear Drive Train Design
- 2 Rubber Gearbox Gasket to reduce grease/oil leaks
- 3 HOLLAND® True Lube™ Grease - formulated specifically to not prematurely harden or to leak
- 4 New Jackshaft Bushings to reduce leaking
- 5 New Shift-Lock Bushing for improved shifting and shaft support
- 6 Double Lip Shaft Seals instead of Single Lip Shaft Seals to reduce leaking
- 7 3/8" Thick Top Cap Gasket with taller Cover Cap to reduce leaks and water ingestion

Side Load - Strength

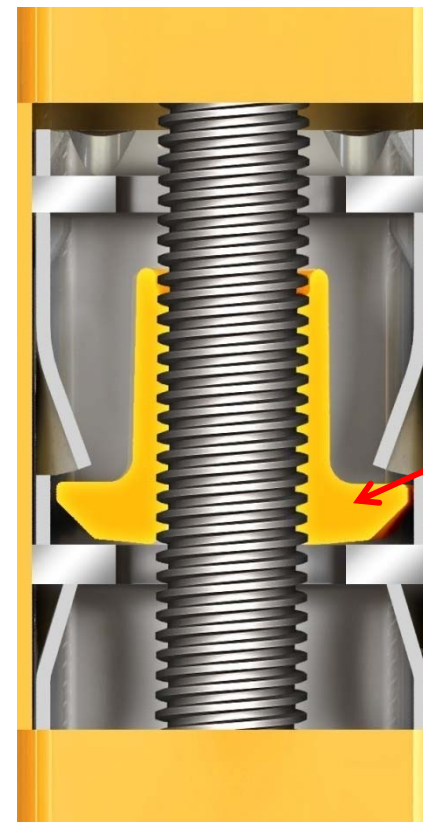
Floating Nut Technology*

Competitive Design

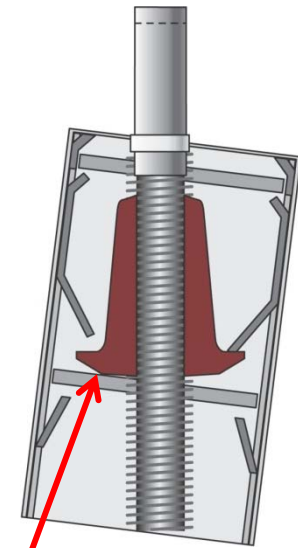


Fixed Nut

SAF-Holland Design



* Classic, Atlas 55 & Atlas 65



"Floating" Nut

***Reduces
"Dock Walk"
damage
*Superior side
load**


Introducing



Built for the Real World

Special check valve arrangement that prevents tire leak downs while still permitting inflate / HPR functionality

Knurled Brass Fittings that can be removed by hand

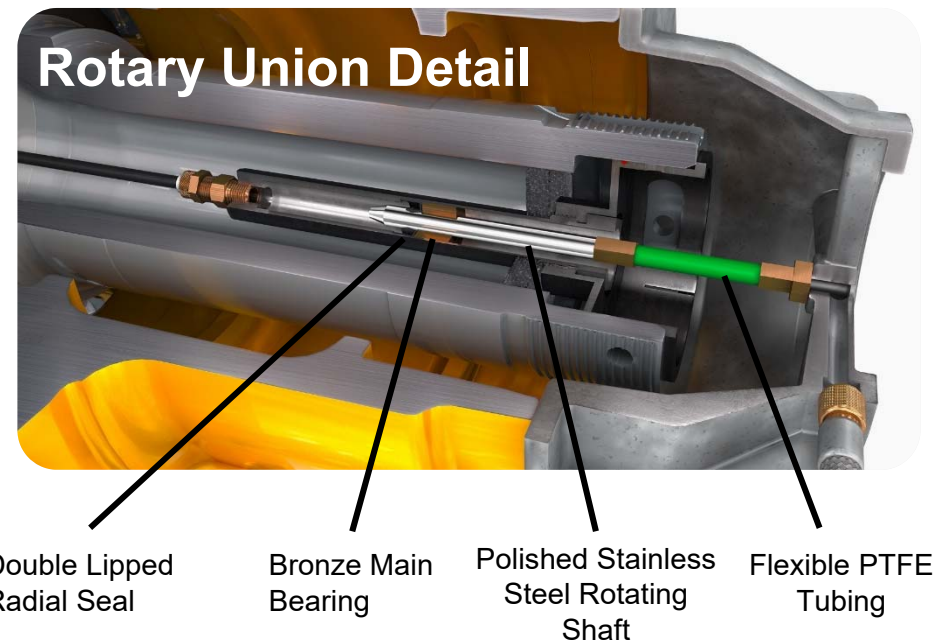


Braded Stainless Steel Tire Hoses

Heavy Duty Hubcap with built in Fins to Protect Tire Hose Connections


Heavy Duty Rotary Union

- In-Spindle Design provide maximum protection
- High Temp PTFE Flex Shaft
- Polished Stainless Steel rotating shaft
- Long Life Bronze Main Bearing
- Double-Lipped Radial Seals
- Field Proven Design



Control Box

- Impact Resistant Enclosure with Easy Access Hinged Door Assembly
- Long Life Pressure Regulator and Solenoid Components
- Low Pressure Switch Protects System Against Leak Down
- Multiple Power Connector Options to Facilitate Easy OEM installation
- Quarter Turn Valve Quickly Isolates System for Service





Indicator Light

- Illuminates when tire pressure falls 20psi below set point
- Eliminates needless driver notifications
- Light only illuminates when immediate action is required



Introducing






ORIGINAL PARTS™



FRONT TO BACK

SAF-HOLLAND ORIGINAL PARTS



Steve Kollins
Territory Sales Representative
Mobile: 612.387.4051
Steve.Kollins@safholland.com

SAF-HOLLAND AFTERMARKET INSIDE SALES

1-800-876-3929

EMAIL: amsales@safholland.com

safhollandoriginalparts.com

THANK YOU



ORIGINAL PARTS™

